
A vibrant jungle scene with a bamboo frame, a toucan, a sloth, and a sign. The background is a lush green jungle with various plants and a light blue sky. A bamboo frame is made of yellow bamboo poles. A toucan with a large yellow beak and black and white body is perched on a tree stump on the left. A sloth is hanging from a branch on the right. A wooden sign with a scroll is in the center.

# ***LET'S GO TO THE JUNGLE!***

## **Learning Objective:**

To compare British woodland to a tropical jungle.




This is woodland in  
the Forest of Dean,  
Gloucestershire.  
**What can you see?**

**BACK**

[WWW.PLANBEE.COM](http://WWW.PLANBEE.COM)

**NEXT**




This is woodland in  
the Forest of Dean,  
Gloucestershire.  
**What can you see?**

**BACK**

[WWW.PLANBEE.COM](http://WWW.PLANBEE.COM)

**NEXT**




This is woodland in  
the Forest of Dean,  
Gloucestershire.  
**What can you see?**

**BACK**

[WWW.PLANBEE.COM](http://WWW.PLANBEE.COM)

**NEXT**


A photograph of a winter forest. The ground is covered in a layer of snow, with some fallen leaves visible. Numerous trees with bare, snow-laden branches stand against a clear blue sky. The trees have dark trunks, some with patches of moss or lichen. The scene is brightly lit, suggesting a sunny day.

This is woodland in  
the Forest of Dean,  
Gloucestershire.  
**What can you see?**

**BACK**

[WWW.PLANBEE.COM](http://WWW.PLANBEE.COM)

**NEXT**


A photograph of a forest floor covered in green moss and fallen branches. Several tall, thin tree trunks are visible, with sunlight filtering through the canopy in the background.

This is woodland in  
the Forest of Dean,  
Gloucestershire.  
**What can you see?**

**BACK**

[WWW.PLANBEE.COM](http://WWW.PLANBEE.COM)

**NEXT**



Did you  
notice  
these?

There were some footpaths, and large gaps  
between the trees.

In some places, the trees were evenly spaced  
apart.

Some areas had very little undergrowth.  
Some areas had small ferns, moss and other  
low-lying undergrowth.

Some of the trees had dropped their leaves.  
Snow landed on the ground in places where  
the trees had no leaves.

Woodland in the Forest of Dean has two types of tree.  
Can you read their names? Do you know any differences?

**Deciduous**  
(Chestnut)



**Evergreen**  
(Fir)





**Deciduous** trees lose their leaves every year, usually during autumn.

They often have large, soft, flat, light green leaves, which turn orange, red or brown before they drop to the ground.



**Evergreen** trees do not lose their leaves. They stay green all year round. Their leaves are darker, smaller, and often prickly! Conifers are a type of evergreen that have pointy 'needles' instead of flat leaves.



How is this British woodland **similar** to, or **different** from, some of the tropical jungles you have learned about?

**Talk to a partner...**





Let's compare British woodland to this tropical seasonal forest in India.



There are lots of deciduous trees. Because the weather is hotter in India, they lose their leaves during the dry season (summer). Some areas of the jungle have paths or tracks for visitors.

This is near the edge of an area of tropical seasonal forest. The undergrowth is much more dense and tangled in many places than it is in British woodland. The tangled plants can grow very high – taller than these wild elephants!



Did you think of some differences and similarities between British woodland and tropical jungles such as **tropical seasonal forests**, **mangroves** or **cloud forests**?



**BACK**

**NEXT**

What would  
you wear, or take with  
you, for a walk in  
woodlands near you?

**Talk to a partner...**



What about if you were going on a walk through this jungle in southern India?  
**Do you think you would need different clothing and equipment?**