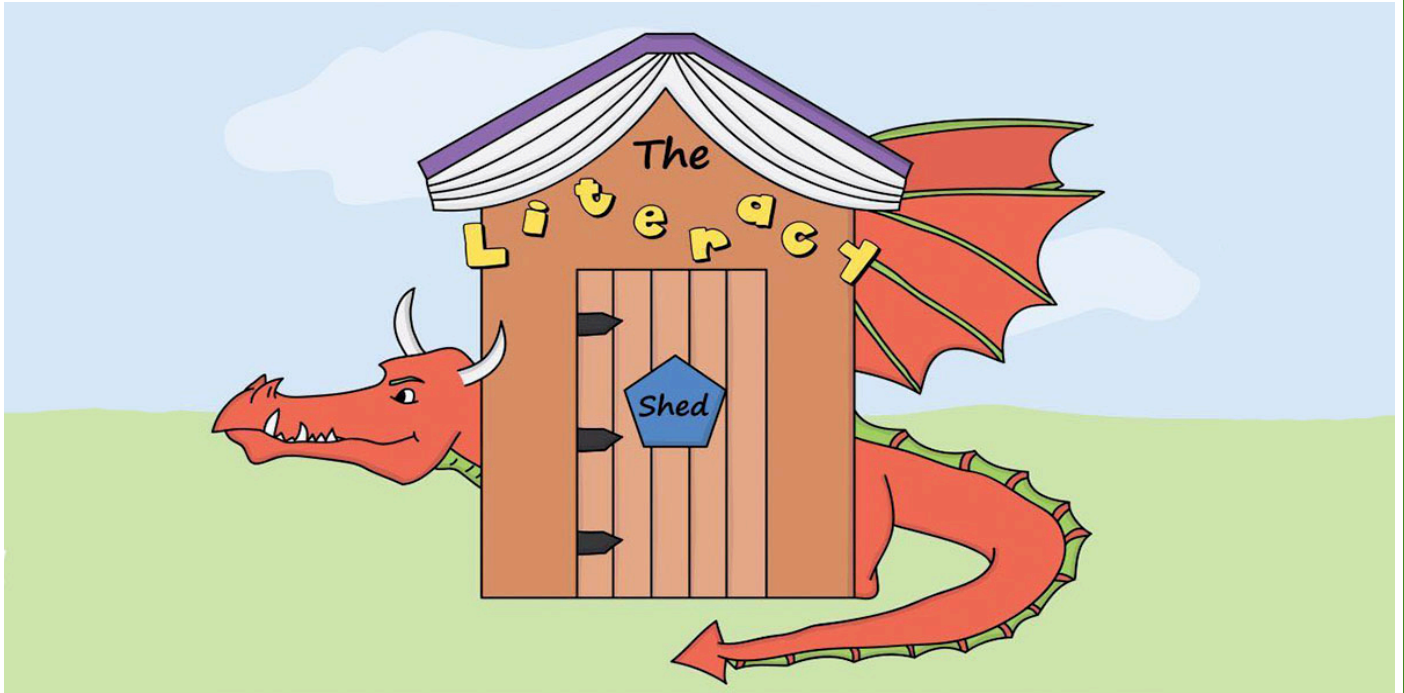


# A Cloudy Lesson



## Activity Pack KS1

This pack contains  
10 mixed activities  
in response to a  
short film clip

# A Cloudy Lesson

## **PLEASE NOTE**

The Literacy Shed website should ALWAYS be used under the supervision of an adult. There are some clips on the site which are only suitable for use with Year 6 children or KS3. Please ensure that children do not search the website independently.

The activities in this pack are designed to use with the following clip...

<https://www.literacyshed.com/cloudylesson.html>

Other activities to complete after watching the clip:

- Create your own written or oral weather report including details of some rather strangely shaped clouds!
- Write some speech for the characters in the clip.
- Find out about the different types of clouds.
- Learn about the water cycle.
- Design your own 'wand' shapes for the clouds you would like to produce and try to sketch the cloud to match each.
- Design and create cloud wands.
- Research some famous cloud paintings (e.g. Constable) and use watercolours or shading pencils to recreate.

# A Cloudy Lesson

## Questions to ask:

Pause the film before the title scene 'A cloudy lesson' where the house in the clouds is visible.

- What is strange about this house?

**Pause the film before the old man blows through the ring.**

- Is this an old or young man? How do we know?
- What might their relationship be?
- What do you think he is going to use this tool for?

**Pause the film after the old man blows the 1st cloud and gestures the boy to do the same.**

- Do you think that this is how clouds are actually made?
- What is the old man saying to the boy?

**Finish off this sentence to describe what happened.**

- o With one little puff...

**Pause after the boy blows his little cloud.**

- His cloud is small – what other words do we know that we can say instead of small?
- How do you think the little boy is feeling?

**Pause the film after the boy breaks the ring.**

- What has happened?
- What do you think the old man will say to the boy?

**Pause the film after the boy has made the ring into a star shape.**

- What is the boy's plan?

**Watch the film to the end.**

- Is this a happy or sad ending?
- How do we know the characters are happy?

# A Cloudy Lesson

horror  
excitement  
jealousy  
interest  
frustration  
anger  
annoyance  
pride

shock  
fear  
inspiration  
hatred  
confusion  
joy  
surprise

eagerness  
determination  
worry  
disappointment  
love  
pleasure  
thoughtfulness

Read these emotion words carefully. Use the graph below to organise them from saddest up to happiest. Write one word on each line and tick them as you write them.



A series of 20 horizontal blue lines for writing, intended for organizing emotion words from saddest to happiest.


# A Cloudy Lesson

## Keep Your Eyes Open

Watch the clip. How many of these emotions / attitudes do you see the characters experiencing throughout the short story?




Tick each as you see it (or label with 'M' for Man and 'B' for Boy to show who experienced each emotion).

You may need to watch the clip two or three times.

horror	excitement	jealousy	interest
frustration	anger	annoyance	pride
eagerness	determination	worry	shock
fear	inspiration	hatred	confusion
joy	surprise	disappointment	love
pleasure	thoughtfulness		

Own ideas:

# A Cloudy Lesson



Create a comic strip of the story

# A Cloudy Lesson

## Point of view.

Imagine that you are the boy from the clip. Answer the questions below using full, detailed sentences. Try to use some of the emotion words from the previous activities in your answers. You can make up information to help you.

Who is the man and why is he training you?

---

---

---

How were you feeling before your training?

---

---

---

What was it like trying to blow your first cloud?

---

---

---

What did the man say to you when you bent the wand?

---

---

---

Were you expecting what happened next?

---

---


---

How will you remember this day?

---

---

---



# A Cloudy Lesson

## Anagrams

All the words below are related to weather but the letters have been jumbled up. Can you rearrange them back into their correct spelling? The first one has been done for you.

diwd - wind

airn -

wons -

liha -

redhunt -

doluc -

romst -

unsinshe -


aboinwr -

eslet -




# A Cloudy Lesson

Look at these repeating cloud patterns. Can you draw the next cloud in each sequence?



Can you fill in the blanks in the following sequences?



# A Cloudy Lesson

Cloud colouring:









Colour the clouds according to these rules:

2 x table numbers = **blue**

5 x table numbers = **yellow**

10 x table numbers = **pink**


Think carefully about how you might colour a number cloud that belongs to more than one of these groups.



## A Cloudy Lesson

Cloud poetry: Use the vocabulary below to create your own cloud poem. You might choose to write a poem which describes the clouds or you might like to imagine yourself as a cloud. Remember that poems do not need to rhyme. The most important element to a poem is the careful word choice.


adjectives: graceful, tranquil, calm, fluffy, cottony, bright, gentle, delicate, never-ending  
verbs: emerge, float, blow, bob, twist, waft, sail, glide, drift, bound, ascend



## A Cloudy Lesson

Example Poem:

### Clouds



Floating, bobbing, twisting and ascending  
above the towering mountains.

Drifting, gliding, sailing and bounding  
over the churning ocean.

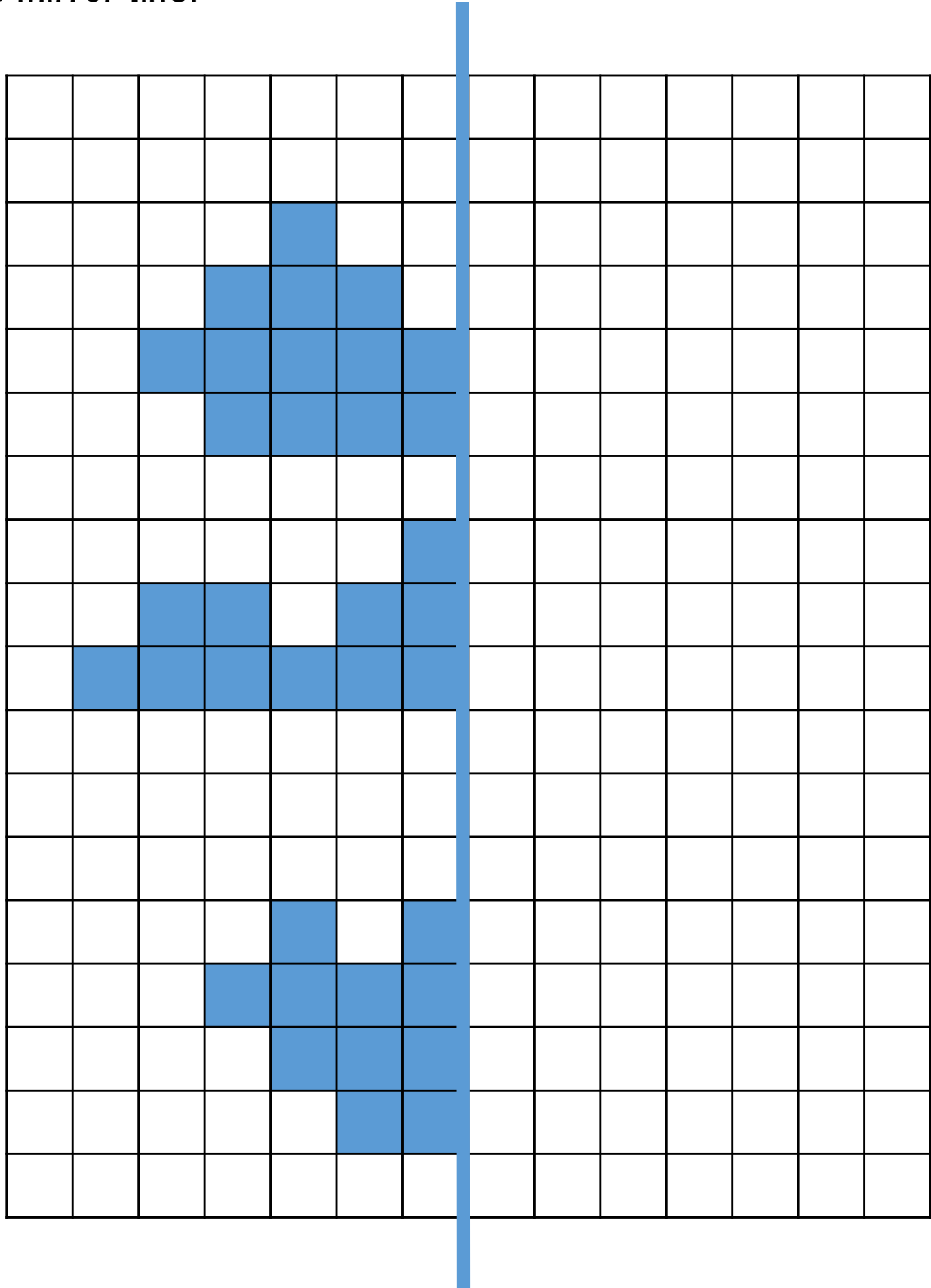
Wafting, blowing, snaking and  
meandering  
beneath the pale blue sky.

Gentle, cottony, delicate and bright.

The clouds soar over us all.

# A Cloudy Lesson

**Shape Reflection:** Can you reflect the cloud pattern across the mirror line?




# A Cloudy Lesson

## Answer Page

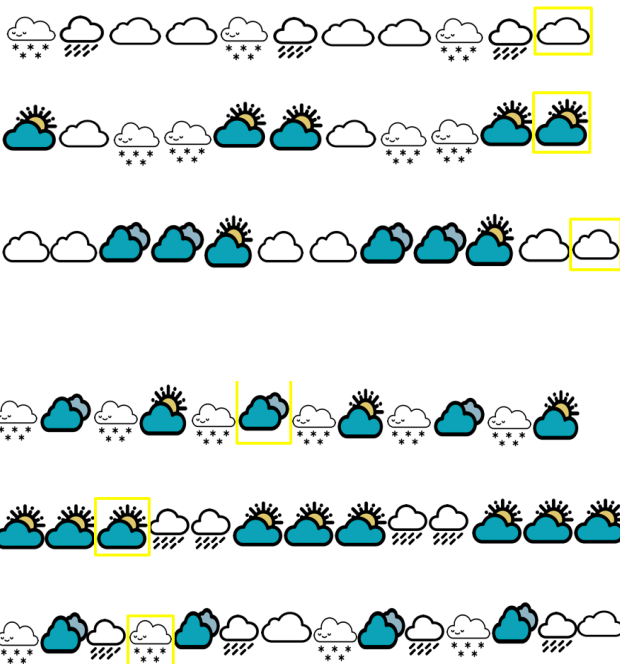
### Anagrams:

wind  
rain  
snow  
hail  
thunder  
cloud  
storm  
sunshine  
rainbow  
sleet

### Cloud colouring:



### Repeating patterns:



### Cloud reflections:

