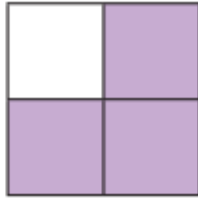


1. Write what fraction is shaded


a)



c)



b)



d)



2. Copy the shapes then shade to match the fractions.



$\frac{1}{6}$

c)

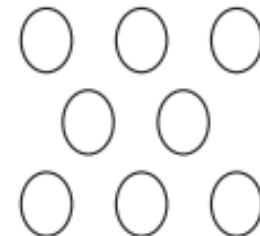


$\frac{5}{8}$



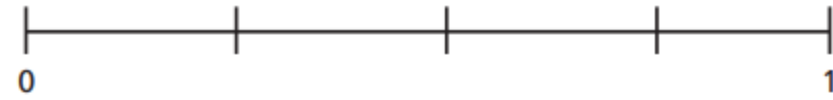
$\frac{5}{6}$

d)



$\frac{5}{8}$

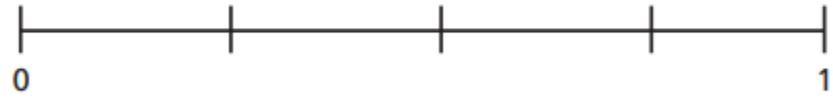
a) $\frac{1}{4}$



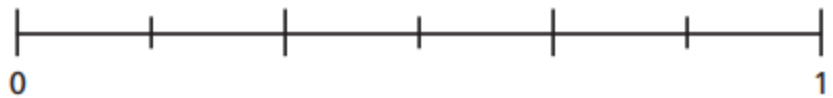
b) $\frac{3}{5}$



c) $\frac{1}{2}$

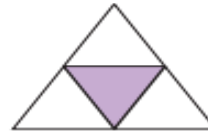


d) $\frac{1}{3}$




3. Draw the number lines (ensure equal measure between divides) Draw an arrow to mark where the fraction would sit.

A



D



F




B



E



G



C



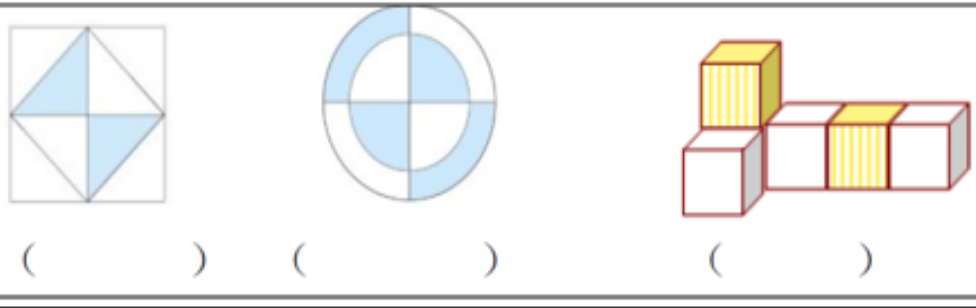
4. Write down the letters of the shapes with $\frac{1}{3}$ shaded.

5 A box of chocolate is made of 8 chocolates. 5 chocolates are eaten. What fraction of the box of chocolates are left?

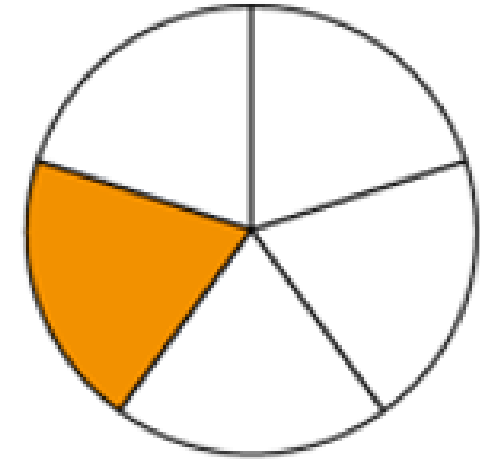
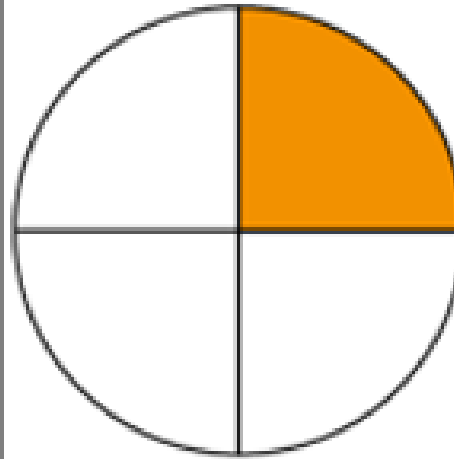
What fraction have been eaten?

What do you notice?

6. What fractions can you see? Write the fraction for each shape.



7



Write the fractions and then an inequality sign to show which fraction is bigger and **explain how you know?**