

TASK 1 sort the changes on the second page, in to those that are irreversible and those that are reversible. If you have this sheet printed, then you can cut them out and stick them in. If you don't, you can just write down which are reversible and which are irreversible.

Reversible	Irreversible



Cut and stick the pictures of changing materials in the correct columns.

















Chocolate Melting	Bread Toasting	Candle Burning	Wax Melting
			
Sugar Dissolving	Wood Burning	Biscuits Baking	Water Boiling
			
Puddle Evaporating	Water Condensing	Butter Melting	Potatoes Boiling
			
Ice Melting	Oil and Water Mixing	Milk and Vinegar Mixing	Cakes Baking
			

Photo courtesy of peter pearson, John McCaughy, updriss, Amy Lawe Yoh, vickiweaver, webbenizer, robert, Oniva Shoulmasta, Henry Herring, crablick, toria, dylkay, Jonas Jordan, andrew100, Joel Kramer, mandolina94 (88fcd000) - granted under creative commons license - attribution

